

***Greater Cleveland Council
Boy Scouts of America***

2010

***Tinnerman Canoe Base
Leader's Guide***



This manual can be found Online at www.gccbsa.org

2010 Revision

Table of Contents

Introductory Letter	iii
Introduction	1
Preparation prior to arrival	2
Get Organized	2
Fees and Camperships	2
Crew Rosters	2
Leadership and Leader Certifications	2
Itineraries	2
Physicals	3
Food and Food Restrictions	3
Cooking	3
Food Supplements	3
Physical Fitness	3
Conditioning	3
Sun Protection	4
Canoeing Experience	4
Map and Compass	4
Pre-Trek Leaders' Meeting	4
Pre-Trek Training	4
Swimming	4
Personal Floatation Equipment	5
Trail Equipment and Clothing	6
Personal Equipment	6
Personal Equipment List and Recommendations (Backpack, Shoes, Raingear, Sleeping Bag, Groundcloth, Rope and Whistle, Tinnerman Journal, Tentage and Camp Setup)	6
Travel to Tinnerman Canoe Base	8
National Tour Permit	8
Vehicle Insurance	8
Permission Slip	8
Credit Card	8
Emergency Room Services and Health Insurance Cards	8
Border Crossing Requirements	8
Travel to Hartley Bay Marina	9
Lodging	9
Parking at the Marina	9
Travel to the Base	9
Clothing for the Trip	9
Charter Bus Travel to Tinnerman (National Tour Permit, Travel on the Bus, Breakfast, Bus Rules, Map to Bus Drop-off and Pick-up)	9-10

Arrival at Tinnerman Canoe Base	
1 st Day Training at Tinnerman	11
Swim Test	11
Areas of Training	11
Leave No Trace Ethic	11
Fire and Fuels Practice	12
Cooking	12
Health and Water Supply	12
Sanitation	12
Cleanliness	12
Foot Injuries	12
Bears and Snakes	12
Safety Procedure	12
Guide to Safe Scouting	
On The Trail	13
End of the Trip and Return Home	13
General Information	14
Guides	14
Insurance	14
Base Telephone	14
Fishing	14
Merit Badges	14
Guide Opportunities	14
Questions and Answers Sheets	15-17
ATTACHMENTS	
1. Crew organization and duty roster (Attachment No. 1)	
2. Recommended equipment to be brought by the crew (Attachment No. 2)	
3. Tinnerman provided crew equipment (Attachment No. 3)	
4. Staff inquiry (Attachment No. 4)	
5. Lodging near the French River (Attachment No. 5)	
6. Suggestions for improvements of Leader's Guide	
7. Pre-Camp Leaders' Meeting Reservation Form	
8. Pre-Trek Training Reservation Form	
9. Permission Slip	



Dear Crew Leader,

Welcome to the Tinnerman experience. We would like to thank you for putting forth the time and effort needed in bringing a crew to Tinnerman. The responsibilities you have undertaken are great; therefore, it is the goal of this Leaders Guide to make your job as easy as possible. We have attempted to organize the material in such a way that your questions will be answered in an orderly fashion. In addition, it is our goal to take you through your trip, step by step starting with crew preparation and ending with a discussion regarding your trip home.

Tinnerman is a great experience and an adventure. It challenges and tests both young and old. Those who wear the Tinnerman Maple Leaf are changed by the experience. Tinnerman has adversity! Portage trails, long days canoeing at times, changing weather and group dynamics are the fire that tempers the character of each participant.

It is our desire that you receive the most accurate and descriptive information pertaining to the camp prior to your departure. If, after reading the following information you still have questions, there are several people you can contact. If your questions pertain to reservations, rosters, fees, etc or if you would like a presentation made to your unit, please contact Chris Friswold at the Council Service Center at 216-458-8904.

Sincerely,

**Scott Johnson
Camping Director
Greater Cleveland Council
216-458-8909
Scott.johnson@scouting.org**

**Bill Sweet
Canoe Base Director
Tinnerman Canoe Base**

For More Information on Tinnerman Canoe Base, GO TO www.gccbsa.org

INTRODUCTION

Tinnerman Wilderness Canoe Base is a high adventure base owned and operated by the Greater Cleveland Council, BSA. Tinnerman complies with National BSA High Adventure standards. The rules and procedures outlined in this manual are designed to comply with those standards and to promote safe practices while enjoying the French River area. It is not run, staffed or modeled after the “typical” summer camp. This brief introduction is intended to provide a quick overview of the program offered at Tinnerman. Remember that crew behavior, on and off the base, is the responsibility of the crew leadership.

Our program begins when you arrive at Hartley Bay Marina at 7:30 a.m. on the Sunday morning of your arrival. From there you will proceed by boat to the base camp – Tinnerman. Upon arrival at base camp, you will be met by your guide and undergo a swim re-test plus approximately two hours of briefing and training. After the training, you will depart from the base and will be on the trail for the next six days and nights. During your trek, you will have the opportunity to work on your fishing, cooking and canoeing skills and might be able to complete the requirements for the fishing and canoeing merit badges. Each crew is self sufficient, and there is no stopping at marinas, lodges or camps, and you will ordinarily have no contact with the base.

On the next to the last day of the trek (Friday), your guide will leave you at a campsite within ten miles of the base. Your guide will then return to base leaving you and your crew to return by yourselves the next day AFTER 4:30 p.m. When you return to base, you will check in equipment and have to shower before dinner. Please wear a field uniform at the dinner table. After dinner, the crew will participate in the closing ceremony and have time to shop at the trading post. The next morning, breakfast is served at 6:30 a.m., after which you will take a boat to the marina ending your stay at Tinnerman.

Tinnerman can provide many choices of itineraries. Although we offer several options on the itinerary sheet (sample provided with this guide), some things are the same for all crews. For example, every trek will have portages. If you really like to portage into remote areas, we can give you more. Fishing is another option. It is important to note however that the best fishing will require portages to get to the least environmentally pressured areas. Another basic feature of our treks is that each crew will be in a different area every day. A layover day can be requested, but it will not exceed two nights in one campsite. We offer one itinerary using the two 24-foot voyageur canoes. This trip is designed for older, more experienced youth to travel farther each day and explore areas of the Georgian Bay most crews have never seen before. This trek is limited to only one crew per week.

All itineraries will be thoroughly discussed with you by the guide upon arrival. Once out on the trail, the itinerary must be maintained. Only two circumstances can change itineraries once you have left the base – the weather conditions and an injury to a crew member. If you would like more information pertaining to itineraries, attend **the Pre-Trek Leaders’ Meeting, Saturday, May 8, 2010 at the Council Service Center, 2241 Woodland Avenue, Cleveland, Ohio 44115-3295 from 9:00 a.m. – 12:00 p.m.**

The average trip at Tinnerman contains little white water, even though we are on the French River. Wind and weather conditions will affect canoeing difficulty rather than water currents or rapids. The amount of white water that exists is due entirely to water levels, which may fluctuate over ten feet in a given season. When white water is encountered, it is the guide’s decision whether or not the crew will run it. The decision is based on the risk involved to the crew and equipment as well as the crew’s canoeing expertise.

You will experience some open water canoeing if your crew enters the Georgian Bay. This may become challenging when the waters on the bay are heavy. Your guide will work with the crew to come up with alternate routes or changes in itinerary when the weather is bad.

PREPARATION PRIOR TO ARRIVAL

GET ORGANIZED

At an early date, make your plans and organize your crew according to the crew organization chart (included in this guide).

FEES

\$600.00/Crew	Due with trek reservation
\$800.00/Crew	Due November 12, 2009
\$800.00/Crew	Due March 5, 2010
\$500.00/Crew	Due March 5, 2010 (Bus Deposit per crew if travelling by bus)
Balance of Trek & Bus Fees due by May 7, 2010	

After May 7, 2010, a \$25.00 late fee will be added to each participant's fee.

CAMPERSHIPS

Camperships for Greater Cleveland Council youth are available through the Council Service Center and are due March 31, 2010. Camperships forms are available through the council website, www.gccbsa.org.

CREW ROSTERS AND SIZE

Crew rosters must be submitted to Chris Friswold, Camping Secretary, no later than May 7, 2010. These rosters are submitted to the Canadian Ministry of Natural Resources to secure any youth fishing licenses and they take time to process. In addition, these rosters play an important role in packing and itinerary planning. Crew size is fixed at eight (8) participants plus 1 or 2 staff. All participants must be age 13 by September 1 of the year they plan to attend. This is a mandatory BSA high adventure standard, see **Passport to High Adventure** (4310).

It is a Tinnerman Policy that at least 51% of each crew must be youth under 18 years of age, for Venturing crews, under 21. The maximum number of adults on a crew is three (3).

LEADERSHIP

All crews must provide at least two (2) adult leaders. One must be over 21, preferably two, and another must be over age 18. All adult leaders participating with BSA crews **MUST BE** registered leaders in the Boy Scouts of America.

LEADER CERTIFICATION

At least one person 18 or older from each crew must be certified in Adult CPR, Red Cross First Aid and Wilderness First Aid. Copies of certifications for all training listed above must be turned in prior to departure – please try to bring these certifications to the May 8 Pre-Camp Leader's Meeting or the June 5 Pre-Trek Training. Safe Swim Defense and Safety Afloat are to be taken online (www.gccbsa.org) and a certificate printed and brought to the May 8 or June 5 meetings.

ITINERARIES

The Tinnerman area offers an endless variety of canoeing adventure. **Itinerary requests must be submitted to Chris Friswold, Camping Secretary, Greater Cleveland Council by May 7, 2010.** All itineraries are planned to assure that crews will have a great adventure. Tinnerman staff will plan itineraries for first year and inexperienced crews. Experienced crews will have the opportunity to choose favorite areas and the staff will include these requests as much as possible. The guides take into account a crew's size, age, experience, water conditions and weather. Itineraries are subject to change due to weather, water levels, etc. Itineraries are planned for at least 50 miles of travel during your week on the water. All treks need Base Director's approval.

PHYSICALS – CLASS 1 HIGH ADVENTURE

Everyone attending Tinnerman must have had a physical within the last 12 months before arriving at base. Bring **TWO COPIES** of each physical form. One will be left on base and the other will go out on the water. Please retain the originals of your physical forms with your unit records at home. If any crew member is taking required medication, two sets of the medication for the week must be brought to Tinnerman in waterproof containers.

Please try to package at least one of the sets in original containers showing participant's name and dosage. One set of the medication(s) will be held by the guide and the other by one of the adult leaders from your crew. A designated adult leader is required to monitor the administration of all medicines.

FOOD AND FOOD RESTRICTION

Tinnerman trail food is by necessity a high-carbohydrate, high-caloric diet. It is high in nuts, wheat, milk products, sugar and corn syrup and artificial coloring/flavoring. If an individual is allergic to some food products or requires a special diet, suitable trail food must be purchased at home and brought to Tinnerman. Lightweight non-perishable foods are recommended. Package each day's food separately so that your guide can place it in the appropriate food bag. There is no fee reduction for those individuals bringing their own food. Please limit this option to medical (including allergies) and religious reasons only. This information must be included on the crew roster submitted in advance and noted on the individual's medical form. A crew has the option of bringing limited additional food and spices for everyone, separate from medical and religious needs, to supplement the meals that are provided by Tinnerman.

COOKING

Practice cooking with your lightweight white gas backpacking stoves. You will need to bring these stoves with you (See attachment #2 Crew Equipment). Each crew should have experience in cooking freeze-dried and dehydrated foods.



FOOD SUPPLEMENTS

Although Tinnerman provides adequate, good quality meals, you might consider bringing small amounts of some extra staple items like rice, ramen noodles, drink mixes, etc. to add to your meals if you have some crew members with bigger appetites. In addition, garlic powder, chili powder, hot sauce, oregano and other spices, or a spice wheel could be used to add or supplement the flavor of your meals. Remember that what you bring you have to carry in the canoe and on the portages.

PHYSICAL FITNESS

Swinging paddles and toting packs and canoes over portages is a strenuous effort. Venturers and Scouts in good condition experience few difficulties. If there is any activity restrictions placed on a crew member, it should be discussed with the Base Director prior to embarking on your trek. See Passports to High Adventure (4310). Special precautions need to be observed, as it usually a long way back to a doctor.

CONDITION YOURSELF

Get into shape before arriving at Tinnerman Wilderness Canoe Base. If you have not been engaged in athletics or body building, then practice some exercises to increase your strength. Hike and swim as much as possible to build up your endurance.

SUN PROTECTION

A high number sun block is important even if you have a tan. Make sure to bring some along. Sunburn is a common, avoidable problem.

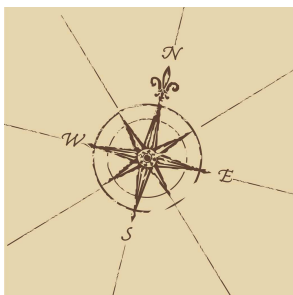
Headaches are not uncommon due to the heat and glare from the sun. It is important that you bring a hat to cover your ears, sunglasses for your eyes and drink plenty of noncarbonated liquids. You may wish to supplement with powdered drinks such as Gatorade.

CANOEING EXPERIENCE

You will need to know as much as possible about all phases of canoeing. Try to arrange a weekend of canoeing at one of the canoe livery areas near where you live. On this weekend, try to match canoe buddies by speed and endurance. Put the smallest person with the strongest, etc., until all canoes operate at nearly the same speed. Remember, your crew will go only as fast as the slowest canoe. We suggest earning Canoeing Merit Badge prior to your trip. Tinnerman is not a learn-to-canoe camp. If you desire or need additional canoeing instruction or wish to complete the Canoeing merit badge requirements, indicate that option on the itinerary request form.

MAP AND COMPASS

Travel in the wilderness is done by map and compass. Brush up on these important skills. You may bring your own GPS unit to assist you on your trek.



PRE-CAMP LEADERS MEETING

Pre-Camp Leaders Meeting will be on Saturday, May 8, 2010 from 9:00 a.m. to Noon at the Council Service Center, 2241 Woodland Ave. Cleveland OH 44115.

PRETREK TRAINING


There will be a Pre-Trek Training session June 5, 2010 from 10:00 a.m. to 2:00 p.m. at Beaumont Scout Reservation, 2429 St. Rt. 45 N, Rock Creek, OH 44084. The fee for the day is \$15.00 and includes lunch. Please check in at the Riverside Campsite Pavilion before 10:00 a.m. as training will be starting promptly at 10:00 a.m. Training will be completed by 2:00 p.m. Tinnerman staff members will answer questions and demonstrate canoeing and packing techniques. A separate crew roster (certifying that all participants are “swimmers”) must be turned in along with your Pre-Trek Training reservation form. This form will be mailed to each crew in the spring.

Both the Pre-Trek Leaders Meeting and Pre-Trek Training are highly recommended.

SWIMMING ABILITY

In accordance with BSA National Policy as stated in Safety Afloat regulation #3, all persons paddling a canoe must be a “swimmer”. A “swimmer” is a person who has passed the standard 100 yard swim test as prescribed by Safe Swim Defense requirements. We recommend that all participants have earned the Swimming merit badge, or equivalent. Being able to swim is a necessity in a high adventure environment such as Tinnerman Wilderness Canoe Base.

A swim retest will be conducted for all youth and adults at Tinnerman prior to beginning your canoe trip. This test is conducted in the river with water temperatures normally colder than a swimming pool or a lake. If in doubt of your crew’s ability, we suggest you practice in similar conditions prior to traveling to Tinnerman. Your signature on the crew roster certifies that you have tested all participants and that all are “swimmers” according to BSA standards. **All participants are REQUIRED to take a swim retest at Tinnerman when they arrive.** Anyone not passing the swim retest and classified as a beginner will be evaluated by the base director to determine if they will be able to participate, and under what restrictions.



PERSONAL FLOATATION EQUIPMENT

All persons must wear Canadian or U.S. Coast Guard approved Type III personal floatation devices provided by the base while engaged in canoeing or boating, including the water taxi ride to and from the base. You may bring your own if you wish, as long as it meets the standard.

TRAIL EQUIPMENT AND CLOTHING

PACKING PHILOSOPHY - Carry One / Wear One

PERSONAL EQUIPMENT

Ideally, personal equipment should not exceed 25 lbs. There are several reasons for this. First, Hartley Bay Marina Water Taxi's will only transport limited gear. If additional gear is brought it will slow down your arrival and departure. If traveling by bus, there is a definite bus weight load limit. In addition, your personal gear has to be carried on the portages. Every crew will have at least two or three portages.

We are providing a recommended personal equipment list below. Following are some brief explanations about recommended equipment that we feel are especially important.

RECOMMENDED PERSONAL EQUIPMENT LIST

- _____ Backpack *
- _____ Heavy long sleeve shirt (1)
- _____ Light long sleeve shirt for those who sunburn easily (1)
- _____ Long pants (1)
- _____ Shorts (1)
- _____ Swim suit (1)
- _____ T-shirts (2)
- _____ Undershorts (2)
- _____ Wool socks (2 pair)
- _____ Two pairs of shoes – one for camp – one for the canoe *
(tennis shoes or boots – **not** aqua socks, sandals, tevas or similar styles)
- _____ Rain gear * waterproof rain jacket and pants (not a poncho)
- _____ Plastic ground cloth *
- _____ Sleeping Bag *
- _____ Tent
- _____ Sleeping Pad or Air Mattress
- _____ Hat (Full brim recommended)
- _____ Toilet articles with biodegradable soap such as “camp suds”
- _____ Towel (1)
- _____ Wash Cloth (1)
- _____ Insect repellent
- _____ Spoon, cup and bowl/plate – non-breakable
- _____ 25 feet of ¼” rope (floating)*
- _____ Sunscreen (at least #45 SPF)
- _____ Sun glasses
- _____ Chap stick with sunscreen
- _____ Flashlight (small)
- _____ Personal first aid kit
- _____ Ziploc bags (large freezer type)
- _____ Garbage bags or Dry Bags
- _____ 32 oz. Water Bottle (pre-filled) (2 recommended)
- _____ One time use camera
- _____ Waterproof matches
- _____ Whistle on a lanyard * (to be worn while in the canoe – Canadian Coast Guard requirement)

*These items are especially important. What follows are the staff's insights pertaining to these items. Bringing the proper equipment is essential. One thing we always stress is that bringing the proper equipment does not necessarily mean buying expensive gear. The items that are emphasized are essential not only for a canoe trip, but for any camping outing. We recommend that uniform/travel clothes including clean socks and underwear be left in crew storage while on the trek.

BACKPACK

It must be large enough to carry all your personal equipment. It should not exceed 25 lbs. in weight. We recommend a frame type pack. They have several advantages over waterproof dry bags. First, they offer much better support and comfort on portages. In addition, the various compartments make it much easier to get to items within the pack. If you use a frame pack, place everything in Ziploc bags or garbage bags to insure they stay dry. If you use a dry bag, do the same.

SHOES

Foot injuries are a primary concern. Not including the shoes you leave at base you must bring two pair of shoes out on the trail, one to wear and one to pack. One pair should be what we call your "wet shoes", what you will wear in the canoes. We recommend an old pair of tennis shoes. **Aqua Socks and Teva Sandals and similar styles of footwear are inadequate, therefore, they are not allowed and should be left at home.** First, they provide no protection against abrasions and cuts. On portages, they offer no ankle support and often do not hold up for the entire week. Your second pair of shoes should be a lightweight pair of hiking boots for camp and longer portages.

RAIN GEAR

Rain gear must be heavy duty and completely **water proof**. Ponchos are inadequate for paddling. Water resistant nylon also does not work well. We recommend that you have both a jacket and pants.

SLEEPING BAG

This is one of the most important items on any campout and it must be treated as such. Although temperatures are often comfortable, it can be very cool and rainy for days at a time. It is also essential that your bag be kept dry so putting it in a garbage bag and throwing it in the bottom of the canoe will not work. We recommend placing it in a garbage bag and then into a stuff sack, or purchase a dry bag.

GROUND CLOTH

Each tent should have an adequate heavy plastic ground cloth. Some campers prefer one inside and one outside the tent. A poncho does not work.

ROPE AND WHISTLE

Each person needs to bring ¼ in. X 25 ft. of nylon or plastic rope that floats. Each canoe needs to have a bow and stern line when it is on the trail. Tinnerman does not provide the rope. Each crew member must have a whistle on a lanyard to be worn while in the canoe. This is a Canadian Coast Guard requirement. They are available at the trading post for those who arrive without one.

TINNERMAN JOURNAL

Each member of your crew will receive his or her own Tinnerman Journal. This journal includes a form for itinerary, duty roster, and a place for daily notes or memories. Make sure you bring a pen or pencil to write with. A onetime use camera is a good choice for documenting your Tinnerman adventure.

TENTAGE AND CAMP SETUP

Although Tinnerman Canoe Base can provide tents, we recommend that you bring your own. Tent sites are relatively small within the park. Plan to use two to four person tents to limit the number of tents on the site. Also due to the increasing number of bears over the past few years, we are implementing the "Philmont" policy concerning bears. All packs and personal gear will be positioned in the cooking area while in camp and overnight. The only things to be taken into the tents will be you, your sleeping clothes, your sleeping bag and sleeping pad. **Absolutely no food or smellables or packs are permitted in the tents or tent area.** All food and smellables will be stored in the rubberized food bags and barrels and placed under the canoe stack at night. Your guide will thoroughly review these procedures with you upon arriving at your first campsite.

BSA Policy states that youth and adults will not sleep in the same tent and male and female participants will not sleep in the same tent unless married. The exceptions are that a parent and child may tent together but no other youth may be in the same tent. Husband and wife may tent together with their son or daughter. Keeping this policy in mind, plan on using the least number of tents possible.. The French River Provincial Park has placed a tent restriction on most sites within the park. Our staff person is not permitted to tent with any participants.

TRAVEL TO TINNERMAN CANOE BASE

Travel to the base consists of two phases. Since the base can only be accessed by water you must first get to Hartley Bay Marina, then you will proceed by boat to the base. Before setting out you must first have the following six items.

1. NATIONAL TOUR PERMIT

All units must obtain a National Tour Permit with an international letter of introduction. This will ease your crossing at the border. The permit forms can be obtained from any council office, but must be filed with your home council. For non-Greater Cleveland Council units a copy of the completed and approved form must be forwarded to the Greater Cleveland Council. The National Tour Permit must be submitted to your council a **minimum** of one month prior to your departure.

2. VEHICLE INSURANCE

All vehicles used in Canada must have a "**Canada Non- Resident Inter-Province Motor Vehicle Liability Insurance Card**". Obtain this card from your insurance agent prior to leaving.

3. PERMISSION SLIP

Each Scout or Venturer, under the age of eighteen and not accompanied by a parent or guardian, should have a permission slip signed by both parents or guardian. If either parent accompanies the youth – the parent staying at home must sign the permission slip. It is also important to have each participant, youth and adult, bring an original copy of his or her birth certificate with raised seal and a photo ID **OR** passport. These documents ease crossing the border.

4. CREDIT CARD

For payment of the hospital emergency room processing fee and any transportation cost, in the event of an emergency trip to the local hospital. You are responsible for obtaining reimbursement from your insurance provider at home.

5. MEDICAL INSURANCE CARD

A copy of each participant's personal medical health insurance card.

6. BORDER CROSSING REQUIREMENTS

Under Age of 19 -- "Under the final rule, U.S. citizen children under age 19, who are traveling with public or private school groups, religious groups, social or cultural organizations, or teams associated with youth sport organizations that arrive at U.S. sea or land ports-of-entry from contiguous territory, are permitted to present either: (1) an original or a raised-seal copy of a birth certificate; (2) a Consular Report of Birth Abroad issued by DOS; or (3) a Certificate of Naturalization issued by USCIS. Under this provision, groups of children must be under the supervision of an adult affiliated with the organization (including a parent of one of the accompanied children who is only affiliated with the organization for purposes of a particular trip) and all the children have parental or legal guardian consent to travel."

Age 19 and Over -- Anyone 19 years of age or older **MUST** have a passport or a passport card to satisfy border crossing requirements.

7. TRAVEL TO HARTLEY BAY MARINA

You leave Cleveland on Interstate 90 and travel east and into Canada on the Peace Bridge. After leaving the Peace Bridge you will travel north on Queen Elizabeth Highway to Route 403 East, then to Route 401 East. Take Route 400 North to Route 69 North to the French River Trading Post., or try the 407 ETR(Electronic Toll Road) to bypass Toronto (there is an additional fee for using the bypass – a bill will be sent to your home). The Hartley Bay Road is immediately left after the trading post. This 9 mile road will take you to Hartley Bay Marina where water taxis will be waiting to take you to the base. **You should arrive at the marina at 7:30 AM on your arrival day. If you arrive after 8:00 AM you will delay** your trip as well as others.

8. LODGING

For those crews arriving by automobile the day before your arrival date, you must find a place to spend the night. Hartley Bay Marina does not offer lodging or camping facilities. Grundy Lake Provincial Park (705) 3832286, south of the Pickerel River, offers camping facilities. For additional lodging facilities consult your local travel agent. For those who wish to eat breakfast before arriving at Hartley Bay Marina there are several options. The Hungry Bear offers breakfast. Reservations prior to your arrival are recommended. Remember even if you stop for breakfast you must be at the marina by 7:30 a.m. **Drive-up crews must pay for their own breakfast.**

9. PARKING AT THE MARINA

Payment for parking at Hartley Bay Marina is the responsibility of the drive-up crew. Upon arrival, a parking pass will be issued. Payment will be made at departure. Hartley Bay Marina is not responsible for the loss of or damage of vehicles or their contents. **Estimated parking cost for 7 days at Hartley Bay Marina is approximately \$8.00 per day per vehicle Canadian and is subject to change. You are responsible for this cost.**

10. TRAVEL TO THE BASE

At the marina there will be staff members helping to direct traffic and board the boats. Proper Scouting behavior needs to be observed while at the marina. The boat ride to the base is approximately 25 minutes. You may purchase adult fishing licenses at the marina office if needed; they are not sold at the base.

11. CLOTHING FOR THE TRIP

The complete Venturing or Boy Scout uniform should be worn for the trip to Tinnerman, the Saturday evening meal, and the return home. This uniform may be left at the base for the return trip in your crew storage area. Mark gear left at camp with scout's name and troop number.

CHARTER BUS TRAVEL TO TINNEMAN

The charter bus option is being offered for transportation to and from Tinnerman. We will be using "B.R.T. Charter Service" operating (1) 45 passenger tour bus each week. The buses are equipped with reclining seats, lavatory and VCR's. The bus will leave the B.R.T. service garage at 7885 Snowville Road, Brecksville (just east of Route 21 on Snowville Road) at approximately 8:00 pm on Saturday night. Most crews will board at the garage; some may be picked up on the way if a location is adjacent to an intersection on I271 or I90 east. You will return to the same pickup location the following Sunday evening. For bus crews, all crew members must ride the bus. Ear plugs and a sleep mask may be helpful for getting some sleep on the bus.

National Tour Permit

For all crews: Fill out the National Tour Permit form as indicated on the travel information page. Insert "Brecksville Road Transit, Inc" where indicated, for common carrier information.

Travel on the Bus

Each unit is expected to be in uniform. Plan to wear either a field uniform or an activity shirt with uniform pants or shorts so that everybody in the crew is wearing the same uniform type. A Venturing Crew may wear either a Tinnerman shirt or an activity shirt providing that everyone is wearing the same type and color. This will ease the

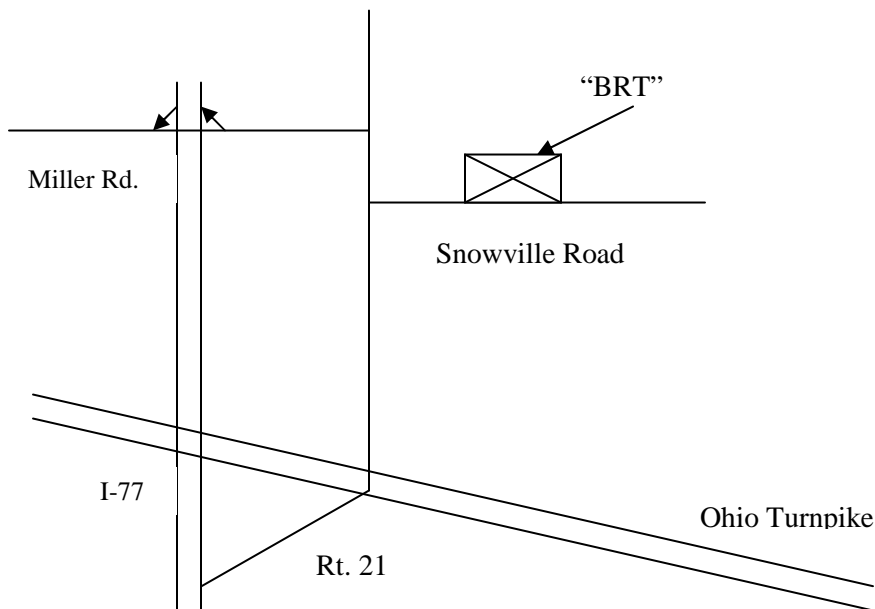
border crossing and meal operations to and from the base. Crew leaders may use their discretion on the use of the VCR equipment on the bus. Bring your own G and PG13 rated VHS movies if you wish. These may be stored on the base with your travel clothes while on your trek. Canadian money should be obtained prior to your trip for use on your way home for lunch stops or plan to use a credit card. Lunch on the trip home is not included in the fee for the bus. A stop for lunch is made during the trip so be prepared to pay for Sunday lunch for your crew. Most vendors accept US currency with a 5-10% exchange charge or credit cards.

Breakfast

The bus will arrive at the Hungry Bear Restaurant at 6:30 a.m. on Sunday morning. The restaurant will provide a Buffet Breakfast for everyone on the bus. The cost is included in your transportation fee. After breakfast, you will re-board the bus for a 20minute ride to Hartley Bay Marina. The restaurant opens at 7:00 a.m. for those not traveling on the bus. Please note that lunch on the return bus trip is not prepaid and your crew should be prepared to pay for lunch.

Bus Rules

1. **Fuel bottles and stoves must be empty with caps removed prior to loading.** They may be refilled at the base for a fee.
2. No smoking on the bus.
3. When the leaders decide lights out, keep the noise down. Get some rest!
4. Keep the bus clean; put all trash in the proper receptacle.
5. Take everything with you when you get to the marina as the bus is leaving with other crews. You are responsible for putting your trash in the trash can at the marina.
6. Inventory crew gear when getting on or off the bus or the water taxi.



ARRIVAL AT BASE

Upon arrival, your guide will greet you. Your guide will take you through all the necessary pre-trek training and orientations. Leaders and crew will have a few minutes to get settled in and change for the swim retest. If you or any crew members wish to leave valuables at the base, they will be sealed in an envelope and left with the base director. Scouts will change at their crew cabins and their clothes will be marked and stored until the return trip home. It is at this time that the guide will go over the itinerary with the crew and answer your questions.

1st Day Training at Tinnerman

When you arrive at the base, you will take part in a short training session.

SWIM RETEST

All participants should be classified as a BSA “swimmer” or equivalent prior to arrival at base. One of the first activities you will take part in is the swim retest. **Everyone is required to take the retest.** The swim retest is an invaluable tool in helping the guide determine the ability of the crew. It will also play a part in helping your crew understand the water temperature and in planning your itinerary. **Anyone refusing to take the test will not be permitted to participate and may be sent home at their own expense.**

Following the swim retest, your guide will assist you in checking out all trail gear and equipment, familiarizing you with your itinerary, canoe handling and packing, etc.

CREW TRAINING

At the start of the trek and throughout the week, your guide will be training your crew in the following topics:

1. Canoe handling and safety, including: packing, basic strokes, reading the river and portaging.
2. First aid
3. Map and compass
4. Crew organization
5. Cooking trail foods
6. Tinnerman camping techniques
7. Trail procedures
8. Fishing
9. Hand washing and sanitation concerns and techniques

LEAVE NO TRACE

Tinnerman follows the BSA guidelines on Leave-No-Trace camping in addition to following the French River Provincial Park code of ethics. It is our goal to leave each campsite, portage trail, and water route in better condition than when we first arrived.

Police all campsites before leaving. Old fire pits, latrines and tent sites will be returned to their natural state. All trash will be brought back to the base. No food or trash will be burned or thrown in the water. In addition, there will be no cutting of any trees. There will be no permanent markings left on rocks, trees or the ground throughout your entire trip, including Tinnerman Canoe Base. Remember “pack it in, pack it out”. These practices are part of the 10 hour conservation work required to earn the 50-miler Award.

All trail cooking will be done on liquid fuel backpacking stoves, supplied by the crew. (See attachment #2Crew Equipment) Fuel may be purchased on the base at the Paddle, the base trading post, when checking out your trail gear. All liquid fuel must be carried in approved spun aluminum type fuel bottles. Each crew will need at least (3) 32 oz. or (4) 22 oz. bottles. More may be required if you are cooking a lot of fish or percolate coffee.

COOKING

One of the great joys of making camp after a hard day of canoeing is the prospect of a good hot meal. The Tinnerman menu is tasty and filling. The base supplies all the trail food plus some extras like onions and potatoes. Printed menus are given to each crew, although they are subject to change. Hand washing is key to cooking safely. Disease can spread quickly with unwashed hands.

HEALTH AND WATER SUPPLY

The water supply comes from the rivers or lakes and is untreated. Sections of the shoreline should be designated for specific purposes i.e., one place for drinking and swimming etc. Uneaten food should be packed out and not be thrown in the water, burned or left onshore. **Units need to bring their own water filtration/purification systems that can be procured at most camping supply stores.** You may also wish to bring a collapsible water container (3 to 5 gal) for ease of filtering in camp. It is recommended that each participant bring two 32 oz. water bottles for drinking water.

SANITATION AND HAND WASHING

Latrines on the trail will be (cat hole) pit type, located away from the campsite, unless there is a box-latrine at the campsite. A shovel and toilet paper will be provided by Tinnerman. Hand washing is a **MUST!** Biodegradable soap or waterless hand wash gel is highly recommended.

CLEANLINESS AND PERSONAL HYGIENE

A good washing every morning before breakfast is a necessity and you should wash before each meal. Washing should be done in a designated area away from the shoreline. Soap will not be used in the rivers or lakes because it harms the environment. Soapy water will be disposed of well back from a water source.

FOOT INJURIES

Foot injuries are our most common problem. It is very important that you bring proper footwear. As stated earlier we **DO NOT ALLOW** Tevas, Aqua Socks or similar styles because they provide no protection to your feet.

SUNBURN

Sunburn is also a problem. The clear atmosphere and the angle of the sun make sunscreen (SPF #45), a hat, and a lightweight long sleeve shirt a must. Good sun protection, proper shoes and hydration are the most important keys to staying healthy on the trail.

BEARS AND SNAKES

There are black bears in the area and it is not uncommon to encounter them. If they are encountered, give them as much room as possible. Your guide will explain bear procedures at your first campsite. Massasauga Rattle snakes are also common. Caution, alertness and a good pair of hiking boots offer the best protection while in camp. Although non-aggressive, they will strike if provoked or stepped on.

SAFETY PROCEDURES (Guide to Safe Scouting)

One of the guide's and crew leader's main responsibilities is that each member of the crew returns free of injury. The following safety policies are strictly enforced.

Life jackets (PFD's) will be worn at all times in any watercraft. If you have passed the swim test, you may swim without a life jacket providing there is proper supervision. The Buddy System is strictly adhered to. We follow those guidelines put forth in the Safe Swim Defense Plan. **In addition, there is no diving, cliff jumping or body surfing.** Since foot injuries can be a very serious problem, **shoes will be worn at ALL times**, including

swimming. Only two people can fish out of one canoe. This decreases the chance of hooking someone. The Buddy System applies to all activities such as taking a canoe out or exploring the area near a campsite.

Prior to leaving the base, our emergency procedures will be covered. All guides are trained in first aid, wilderness first aid, and CPR and each crew is required to have one adult member trained in first aid, wilderness first aid and CPR.

As stated in the Guide to Safe Scouting, no hazing or pranks are permitted. We also do not allow practical jokes because what might seem to be harmless could have unforeseen consequences. Tinnerman training will continue throughout the week as needed.

On the Trail

The Tinnerman area is one of unsurpassed beauty. As guides and crew members, it is part of our responsibility to keep it this way. Please help us to preserve and improve this area. Each crew is expected to participate in at least 10 hours of conservation work per person to qualify for the 50-Miler Award. This usually consists of picking up trash while on the trail and at the Provincial Park camp sites.

On the trail, you may meet other people, so please be courteous at all times. Do not set foot in another camp. If possible refrain from camping near other groups. Private cabins and lodges will be avoided, and there will be no stopping to buy food or night crawlers, etc. **Private cabins and lodges will only be stopped at for emergency reasons.**

On the trail, your crew members will develop their cooking, camping and canoeing skills. During the week, there is time to work on some merit badge requirements in canoeing, fishing and cooking.

It is your trip. It is the policy of Tinnerman to involve the crew in all decisions made on the trail. It is the guide's duty to inform the crew of all the possible options and consequences of decisions made on the trail. On issues where the crew's safety or equipment may be in jeopardy, the guide will have the final word. It is important to remember that the guide is directly responsible to the base director for the safety of the crew and Tinnerman equipment. On other issues such as choosing campsites, what time to get up etc., we prefer to involve the crew and give them as much freedom of choice as possible.

End of the Trip and Return Home

Your crew will camp on your next to last day within 10 miles of the base. Your guide will leave the crew by 2:00 p.m. and return to the base for dinner, guides meeting, and food packing for the next week's crew. On your last day, your crew will have breakfast and lunch on the trail and return to the base between 4:30 p.m. to 5:00 p.m. Please do not arrive before this time because it will disrupt preparations for the next arrivals and your evening meal preparation. When you arrive on base, your guide will assist you in checking in all gear, your crew will move into crew cabins, and leaders and crews will have the opportunity to shower before the evening meal.

13

That evening after dinner, cleanup and the closing ceremony, the base trading post, "The Paddle", is open to sell pop, candy, t-shirts and patches, etc. While the adult leaders enjoy an optional trip over to the French River Lodge, the youth may participate in supervised activities at base.

The next morning you will be served breakfast at 6:15 a.m. and we will begin loading the boats for the trip to the marina. Boats will leave starting at approximately 7:00 a.m. This time is subject to change depending on the weather conditions.

General Information

GUIDES

The Tinnerman guides are selected from applications submitted from all over the country. They are chosen for their knowledge of the Tinnerman area, maturity, personality, Scouting skills, and leadership ability. They will aid your crew in many areas. They are qualified to give merit badge instruction in canoeing, and fishing. They will give advice and demonstrate proper cooking and camping techniques. The guides will make decisions whether to cross rough water or rapids, and they are directly responsible to the base director for the safety of the crew and proper use of camp equipment.

INSURANCE

Only Scouts and leaders whose BSA registration is with the Greater Cleveland Council are covered by accident and illness insurance through Greater Cleveland Council. All others must provide proof of their own insurance in case of injury or illness where medical attention is required. All non-Canadian citizens are charged for emergency room services. Payment must be cash or credit card. The walk-in clinic takes only Canadian cash (\$50 Canadian in 2008). The hospital takes only credit cards (\$630 Canadian in 2008). You are responsible for obtaining reimbursement from your insurance provider. Each crew member must also have a copy of their health & accident insurance card to obtain emergency services at the hospital. In addition, each non-Greater Cleveland Council crew shall provide a copy of their unit or council accident insurance (certificate of insurance) along with their tour permit.

TELEPHONE

The base does have a cell telephone; however, it is only for emergencies. In case of a true family emergency call the Greater Cleveland Council, Council Service Center at (216) 458-8904 and your message will be relayed. This is the voice mail box that will be checked for emergency messages evenings and weekends. Please leave contact information and emergency details.

FISHING

Northern pike, bass, walleye, musky, and various pan fish are abundant in the French River. **Fishing licenses for youth 17 and under are available at an additional cost of \$ 5.00 each (youth group fee) if preordered on your crew roster and turned in by May 7, 2010.** Licenses for those 17 and over can be purchased at Hartley Bay Marina before departing for Tinnerman via the water taxi. Fishing can play a big part in your canoe trip. Spinning, spin casting and casting equipment should be of the breakdown type and poles when broken should not be more than 36". Good line of 8-pound strength is needed and a variety of lures such as red and white spoons, rappalas, spinners, etc. will provide fast fishing action. Bring along a supply of 6" wire leaders, needle nose pliers, sinkers and extra line. Pack your tackle in a small box about the size of a cigar box. Ontario fishing regulations are posted in all canoes.

MERIT BADGES

We offer Fishing and Canoeing Merit Badges. Please ensure that your Scouts have completed any written materials before they come to camp and bring a signed "blue card".

GUIDE OPPORTUNITIES

Tinnerman is always looking for qualified applicants for guides. Contact the Greater Cleveland Council, Council Service Center for applications. See Attachment #4 for details.

Questions and Answers Sheet

Most units have many questions about their upcoming Tinnerman adventure. During the past several years, we have had numerous phone calls concerning a wide variety of questions. The following may answer some of these questions:

1. **Question: Age requirements for Tinnerman?**
Answer: 13 years of age by September 1 of the year they attend for participation in BSA High Adventure. (BSA M-3).
 2. **Question: What is a crew size at Tinnerman?**
Answer: All crews are (8) participants plus (1) staff guide. If you arrive with fewer people you are still responsible for full payment for (8) participants. **NO EXCEPTIONS**
 3. **Question: What rank must a Scout be?**
Answer: There is no rank requirement for Tinnerman.
 4. **Question: What merit badges are required?**
Answer: No merit badges are required, although swimming, canoeing and camping are recommended.
 5. **Question: How much spending money should a person bring along?**
Answer: \$100.00 is plenty. Visa and MasterCard are accepted at the trading post-The Paddle. Canadian money should be obtained prior to entering Canada for travel meals. Most Canadian vendors accept Visa and MasterCard. The base trading post accepts both US and Canadian dollars.
 6. **Question: May we use propane stoves?**
Answer: Propane stoves are not permitted. All of your cooking must be done on a liquid fuel (camp fuel) "backpacking" type stoves. Each crew needs to provide 2 or 3 stoves, with fuel bottles.
 7. **Question: What is the weight limit per pack?**
Answer: The recommended limit is 25 pounds. This may be enforced before boarding the taxi boats. The weight limit is based upon our ability to haul gear from the marina to the base camp. See page 4.
 8. **Question: What fishing tackle should I bring?**
Answer: See page 14 and keep it light.
 9. **Question: When do we arrive and depart?**
Answer: All Crews will arrive by 7:30 AM Sunday, your arrival date and depart after breakfast on departure date, see page iv. Early or late arrivals or departures will incur additional costs for water taxi service and the additional cost will be the responsibility of the crew. These requests **MUST** be made prior to turning in final crew roster in May and are at the discretion of the base director.
- 15
10. **Question: When must the Scouts & Venturers wear uniforms?**
Answer: You must wear your uniform on the way to and from camp, when transiting the marina and after returning to base the last night for dinner. See page 9.
 11. **Question: What crew equipment do we need to bring?**
Answer: See Attachment #2 for list.
 12. **Question: May we bring our own tents?**

Answer: Yes. We encourage you to bring your own tents if you have them. They should be two to four-man tents, lightweight, and have floors and screens and a ground tarp. (page 4)

13. Question: Will we have Crew training?

Answer: Yes. There is a Pre-Trek Leaders Meeting May 8, 2010 at the Council Service Center and Pre-Trek Training for the entire crew June 5, 2010 at Beaumont Scout Reservation. We will continue to train at Tinnerman on your arrival and throughout the week as needed. Scouts should already be able to swim, paddle a canoe and have some camping experience before attending.

14. Question: Must each participant be a swimmer?

Answer: Yes. All youth and leaders must pass the swimmer test as outlined in Safe Swim Defense prior to attending Tinnerman. **All participants must be swimmers and are required to take the swim retest at Tinnerman.**

15. Question: Will there be any portages?

Answer: Yes. Every trip will include at least two or three portages. Remote spots with the better fishing will require more portages.

16. Question: Are there any recommended books for us to use?

Answer: Yes. BSA Field Book, Canoeing Merit Badge Book, Passport to High Adventure (#4310) and a non-Scout book by Cliff Jacobson, Canoeing Wild Rivers is worth a mention. There are many other good sources to help you prepare. Check your local library and bookstores.

17. Question: How does one contact the base in an emergency?

Answer: Here is the procedure to follow:

- a. Contact the Council Service Center at (216) 458-8904 day or night -- please leave contact numbers and type of emergency. This voice mailbox will be checked frequently.
- b. The base will be contacted by phone.
- c. It may take up to 24 hours to contact your crew if you are on the Georgian Bay or the lower part of the French River Delta.
- d. The adult leader in charge will be notified first of the type of emergency and contingencies.
- e. The adult leader, guide and base director will coordinate movement of the person impacted if needed.

18. Question: On the trail, how does our crew get a hold of the base in case of an emergency?

Answer: Each guide has a cell phone for outgoing emergency use only.

19. Question: What merit badges can be earned at Tinnerman?

Answer: Canoeing, and Fishing. If you wish to work on others, you must coordinate that with your leader.

16

20. Question: May I bring my own canoe?

Answer: No. Tinnerman Wilderness Canoe Base camp is in a remote location and we do not have the means nor time to transport your canoe to or from the base.

21. Question: What about a meal on the bus ride home?

Answer: A stop for a meal is made by the bus but not paid for through the fees paid for the bus. Crews/individuals should plan to bring money for lunch when choosing the bus option for transportation.



**SAMPLE CREW ORGANIZATION AND DUTY ROSTER
(ATTACHMENT #1)**

	DAY 1	DAY 2	DAY 3	DAY 4	DAY 5	DAY 6	DAY 7
DUTIES							
COOK							
QUARTERMASTER							
FIREMAN							
WATER PURIFIER							
DISHWASHER							
NAVIGATOR							

Crew Job Duties

Crew Leader	-Responsible for crew organization, unit discipline, assignment of duties, general safety. Oversees the work of crew members, he/she may fill any job.
Cooks	-In charge of menu, food supplies, food protection, cooking.
Quartermasters	-In charge of tents, kitchen fly, equipment pack; last to leave campsite and portages; checks out loads, prevents loss of anything.
Navigators	-Responsible for planning and finding route, care of canoes and paddles, building latrine and for garbage disposal.
Firemen	-Sets up the cooking area and tends the stoves.
Dishwashers	-Washes all personal dishes and cooking pots and utensils.
Water Purifier	-Filters water for cooking and crew water bottles.

Note: When making or breaking camp, all crew members are expected to “fall to” on the work to be done regardless of their specific duty assignments.

RECOMMENDED EQUIPMENT TO BE BROUGHT BY CREWS (ATTACHMENT #2)

- _____ Merit badge pamphlets
- _____ Water purifier or filter (2 recommended)
- _____ 2 or 3 liquid fuel type backpacking stoves
- _____ Minimum of 3 approved spun aluminum or red Nalgene fuel bottles
- _____ First Aid Kit (unit first aid kit)
 - Adhesive bandages, assorted sizes
 - Gauze pads, assorted sizes
 - Adhesive tape
 - Roller bandage
 - Butterfly bandages
 - Mole foam or moleskin
 - Elastic bandage at least 4 inches wide
 - Tweezers
 - Needles
 - Small scissors
 - Liquid antibacterial soap
 - Safety pins
 - Triangular bandages
 - Sunburn cream
 - Antacid tablets
 - Poison Ivy lotion
 - Pencil and paper
 - Neosporin antibiotic ointment
 - Thermometer – non mercuric
 - Bee sting kit
 - Cortaid ointment or cream or generic equivalent
- _____ Waterless Hand Sanitizing Gel is highly recommended
- _____ Sunscreen with high SPF

TINNERMAN PROVIDED CREW EQUIPMENT (ATTACHMENT #3)

All equipment and food will be packed before your arrival. The following will be provided by Tinnerman for your crew.

TREK EQUIPMENT

- Canoes
- Paddles *
- Throw Rope
- Tents **
- Map and Compass in waterproof case
- Merit Badge Books (Canoeing & Fishing)
- Canadian Approved PFD's ***

COOK EQUIPMENT

- Dining fly
- Grill grate
- Griddle
- Cook kit
- Utensil kit

HEALTH & SAFETY

- First aid kit
- Fire bucket
- Water purification tablets "Potable Aqua"
- Shovel
- Cellular phone for emergency purposes only.

FOOD, STAPLES and OTHER CONSUMABLES

- Freeze dried food
- Potatoes, onions, and a cake mix
- Cooking oil
- Scrub pads
- Condiments (salt, pepper & sugar)
- Coffee and dry creamer
- Dish soap
- Matches
- Sanitizer tablets
- Toilet paper

* You may bring your own paddle, if you wish.

** Tents are BSA issue canvas three-man adventure type. We recommend you bring your own if you have them, although there is no reduction in fees.

*** You may bring your own PFD's, as long as it is Canadian or U.S. Coast Guard approved.

**TINNERMAN STAFF INQUIRY
(ATTACHMENT #4)**

YES! I'd like to be considered for one of the following:

Guide or Base Staff position: Age 18 and over

Please send me further information regarding Staff Opportunities at Tinnerman Wilderness Canoe Base:

Name _____

Address _____

City/State/Zip _____

Phone Number (____) _____ E-Mail _____

Return to: Greater Cleveland Council, BSA
Attention: Council Camping Director
2241 Woodland Avenue
Cleveland Ohio 44115-3295

Telephone: (216) 458-8909
Fax: (216) 861-3431

(make extra copies if needed)

**OTHER LODGING NEAR THE FRENCH RIVER
(ATTACHMENT 5)**

MOTELS

FRENCH RIVER TRADING POST & MOTEL

Bill and Diana Biggs

705-857-2115

877-857-2115

Fax 755-857-3439

Accommodations: Each room has 2 double beds; capacity 4 youth
(same sex) or 2 adults

LODGES

FRENCH RIVER INN

Jack

705-857-2788

Accommodations: Each room has 1 king and 4 double beds in 3 rooms
Maximum capacity is 10

CAMPGROUNDS

Schell's – 705-857-2031

Presquile – 705-857-2195

Grundy Lake Provincial Park – 705-383-2286

SUGGESTIONS FOR IMPROVEMENTS OF TINNERMAN LEADERS GUIDE

WHAT AREAS WOULD YOU SUGGESTED BE ADDED?

WHAT AREAS WOULD YOU SUGGEST WE ELABORATE MORE ON?

WHAT AREAS WERE LEAST HELPFUL AND WHY?

WHAT IS MOST HELPFUL AND WHY?

Name _____ Phone# _____

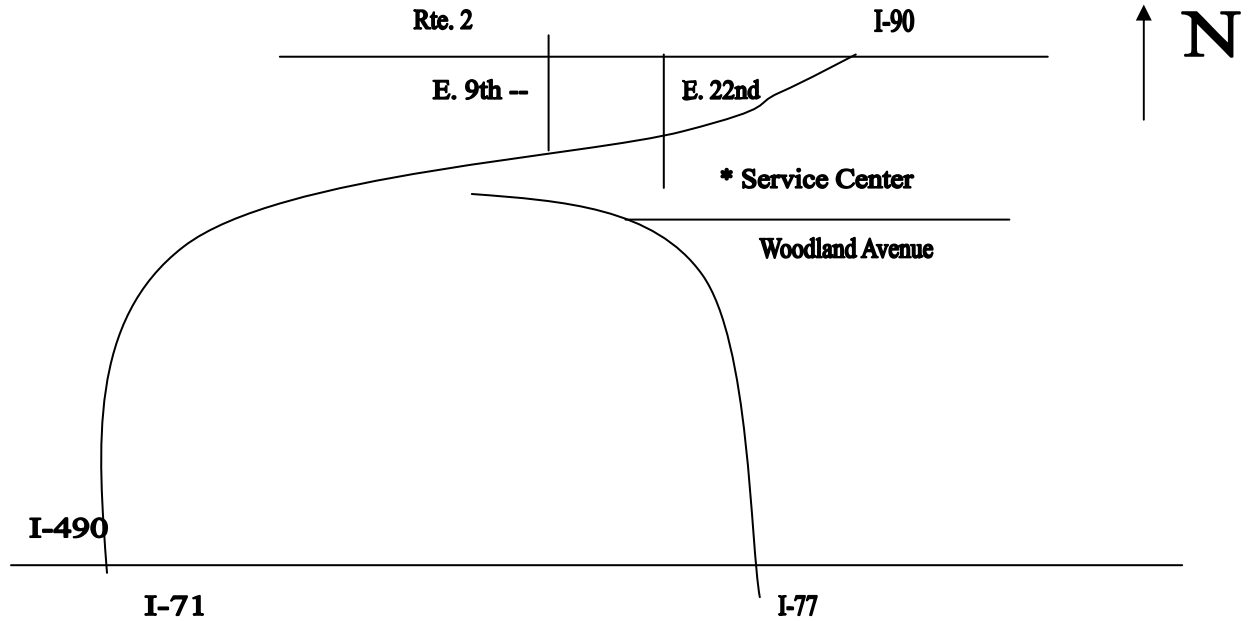
Council _____ Unit # _____ District _____

Return suggestions to:

**Camping Director
Greater Cleveland Council BSA
2241 Woodland Avenue
Cleveland, Ohio 44115-3295**

TINNERMAN PRE-CAMP LEADERS MEETING
SATURDAY, MAY 8, 2010
COUNCIL SERVICE CENTER
 2241 Woodland Ave
 Cleveland, OH 44115
9:00 am to 12:00 pm

Attendance limited to adults and one youth – Crew Leader.



(map not to scale)

Clip and Return to: Greater Cleveland Council, BSA
 Chris Friswold, Camping Secretary
 2241 Woodland Avenue
 Cleveland, Ohio 44115-3295

Tinnerman Pre-Trek Leaders Meeting

YES! We (I) will be attending the Pre-Trek Leaders Meeting on May 8, 2010
 No. Attending _____

NO, We (I) am not able to attend, however please forward the information discussed at the meeting.

Name _____ Troop/Crew No. _____

Address _____ Phone No. (_____) _____

City/State/Zip _____

PLEASE RETURN BY MAY 3, 2010

TINNERMAN CANOE BASE
PRE-TREK TRAINING
JUNE 5, 2010

Tinnerman Annual Pre-Trek Training will be conducted at Beaumont Scout Reservation, Rock Creek, Ohio on **Saturday, June 5, 2010**. Sign-in will begin at 9:30 am at the Riverside Campsite Pavilion. The program will begin **promptly** at 10:00 a.m. and will end at 3:30 p.m.

This highly recommended but optional training opportunity is offered for all crews (Scouts, Venturers and Leaders) attending Tinnerman Wilderness Canoe Base this summer. Generally this is an instructive day to give you an opportunity for your crew to work together and do a little planning. We invite your entire crew or as many as can attend.*

*Note: Due to program limitations only those going to Tinnerman in 2010 may attend Pre-Trek.

The program will include: Canoeing skills, taught by Tinnerman guides (due to time and safety constraints, **NO** actual canoeing on the water at Pre-Trek))
 What to bring and packing hints,
 Trek planning and safety
 Lunch – and much more . . .

Overnight camping is available for Friday or Saturday night if you desire. Make those reservations by calling Chris Friswold, Camping Secretary, at 216-458-8904.

Program fee is \$15.00 per person (lunch included).

YOU MUST BE PRE-REGISTERED TO ATTEND
Reservation Deadline is May 28, 2010

Bring a copy of your 2010 Tinnerman Wilderness Canoe Base Roster and Fishing License Application and Itinerary with you to Pre-Trek Training.

TINNERMAN PRE-TREK TRAINING

YES, MY CREW WILL ATTEND THE PRE-TREK TRAINING ON JUNE 5, 2010

Unit # _____ **Number attending** _____ x **\$15.00** = \$ _____ **Total (includes lunch)**

MC/Visa # _____ **Expiration Date** _____

Signature _____ **Date** _____

Please Print Name _____

Address _____ **Zip** _____

Please include this reservation form with your payment.

Make Checks Payable to: Greater Cleveland Council, Boy Scouts of America
 2241 Woodland Avenue, Cleveland, Ohio 44115

**Sample Permission for Scout Trip to Tinnerman Canoe Base
(Attachment 6)**

I, _____ (print parent or guardian name) give
permission for my son _____ daughter _____, _____ (print
child's name) to travel with _____ and _____ (adult
leader's names) of Troop _____ or Crew _____ to and from Tinnerman Wilderness Canoe
Base, French River Provincial Park, Ontario, Canada.

Trip dates: To Tinnerman _____

Returning _____

Signed _____ **Date** _____

Relationship to above named child _____

Address _____ **City** _____ **Zip** _____

Phones h) _____ **w)** _____

Cell) _____ **Other)** _____

Signed _____ **Date** _____

Relationship to above named child _____

Address _____ **City** _____ **Zip** _____

Phones h) _____ **w)** _____

Cell) _____ **Other)** _____

2010 Tinnerman Itinerary Request

This form must be filed with the Greater Cleveland Council Camping Department **by May 7, 2010.**
A separate itinerary request must be filed for each Crew. (Make copies of this form as needed)

Unit # _____ Council _____ District _____ Arrival Date- Sun: _____

Crew Leader _____ Average Age of Youth in Crew _____

Number of Adults: Male _____ Female _____

Number of Youth: Male _____ Female _____

A. Inexperienced Crew (never been Tinnerman)

– All Tinnerman itineraries have basic components such as river canoeing, portaging and some paddling on the Georgian Bay. Our crew would like the Tinnerman staff to include the following interests checked below in our itinerary for the week:

Bustard Islands (open water)

Inland Lakes

Fishing

Some Whitewater

Historic Areas

All itineraries are planned to assure the crews will have a great adventure. The guides take into account a crew's age, experience, water conditions and weather. Itineraries are planned for at least 50 miles of travel during your week on the water. Treks shorter than 50 miles WILL NOT qualify for the 50-Miler Award. **ALL ITINERARIES MUST BE APPROVED BY THE BASE DIRECTOR.**

B. Experienced Crew (been to Tinnerman at least once)

– Our crew leadership has been to Tinnerman Canoe Base _____ times in the past. Are there specific areas you would like included in your trek? Please list below.

1. _____
2. _____
3. _____
4. _____

Itineraries are subject to change due to weather, water levels, etc.

We offer one itinerary per week using the two 24-foot voyageur canoes. This trip is designed for older, more experienced youth to travel farther each day and explore areas of the Georgian Bay most crews have never seen before.

We are interested in using the voyageur canoes.

On the Georgian Bay Trip to Killarney Provincial Park (Roughly 90 miles of paddling & 10-20 miles of hiking)

****Reservations and additional cost if camping at Killarney is required.****

Fax to: 216-861-3431

Email- Itinerary to: christine.friswold@scouting.org

**Or mail to: Boy Scouts of America, Greater Cleveland Council,
2241 Woodland Avenue, Cleveland, Ohio 44115-3295**